

ZAZA2 CT10

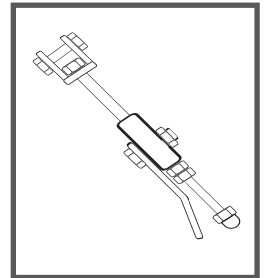
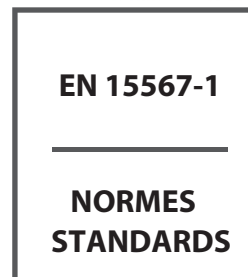
CHAIN TENSIONER TENDEUR DE CHAINE



SOLD WITHOUT CHAIN
VENDU SANS CHAINE

ADVANTAGES / AVANTAGES

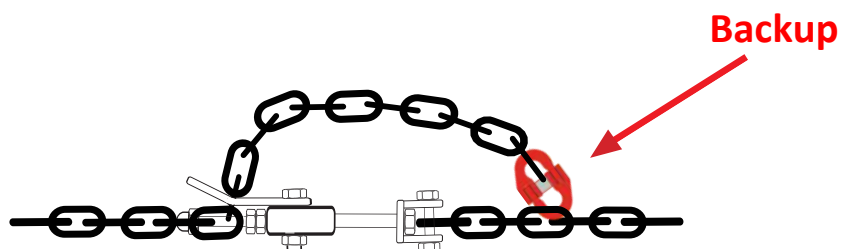
- Easy to install / Facile à installer
- Adaptable to the growth of the tree
Adaptable à la croissance de l'arbre



Longueur de chaine = (périmètre ARBRE + CALES+20cm) MINIMUM
length of the chain = (perimeter of the tree + wooden wedges+20Cm) MINIMUM



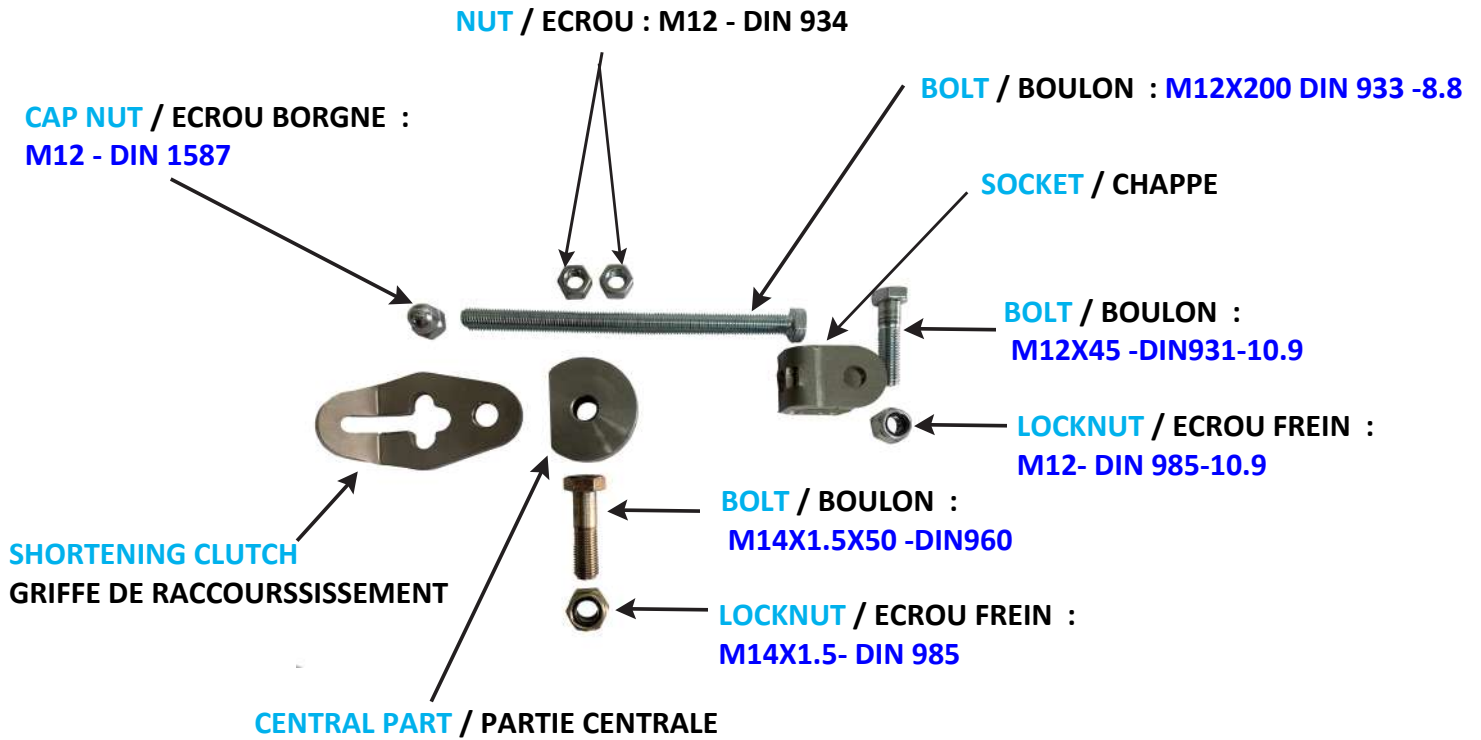
Provide a Backup
Prévoir un Backup



Remove any deformed, worn or cracked Parts from service
Mettre hors service toute pièces déformées, usées ou fissurées

Opération 1


ASSEMBLY / ASSEMBLAGE



1 CENTRAL PART & SHORTENING CLUTCH ASSEMBLY ASSEMBLAGE DE LA PARTIE CENTRALE ET LA GRIFFE DE RACCOURSSISEMENT



2 SOCKET, CHAIN & BOLT ASSEMBLY / ASSEMBLAGE DE LA CHAPPE + CHAINE



3 FINAL ASSEMBLY / ASSEMBLAGE FINAL


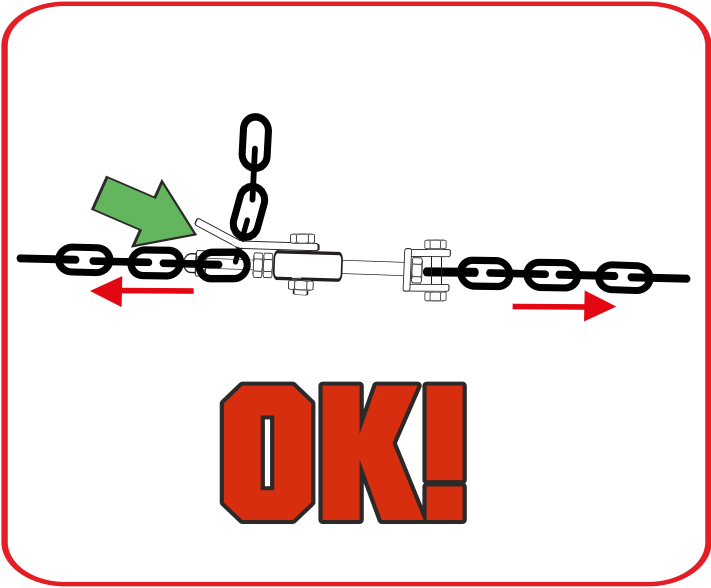


Opération 2

RECOMMANDATION OF ASSEMBLY




Check the good positioning of the chain / Vérifier le bon positionnement de la chaîne



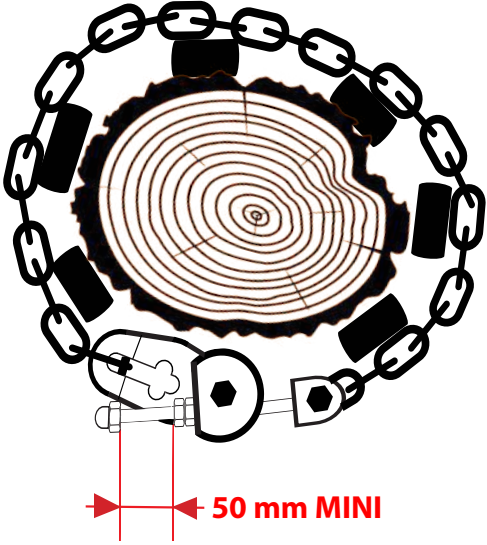
The chain must pull in the same line of the bolt
La chaîne doit tirer dans l'axe du boulon

Adjustments / Réglages

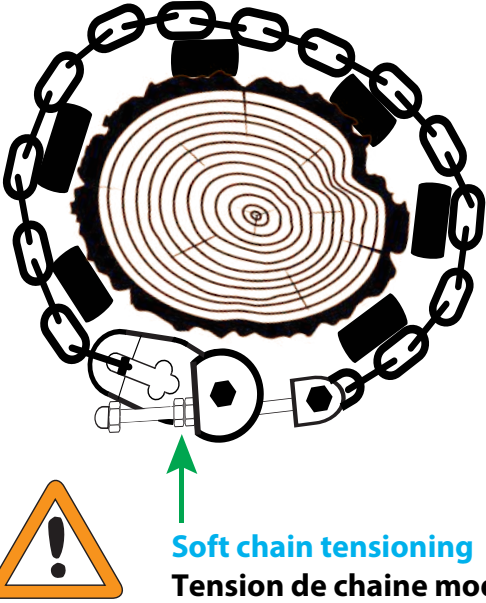
NORMES DE MONTAGE
STANDARDS OF ASSEMBLY



EN 15567-1
EN 13411-1/7
STANDARDS - ACCT



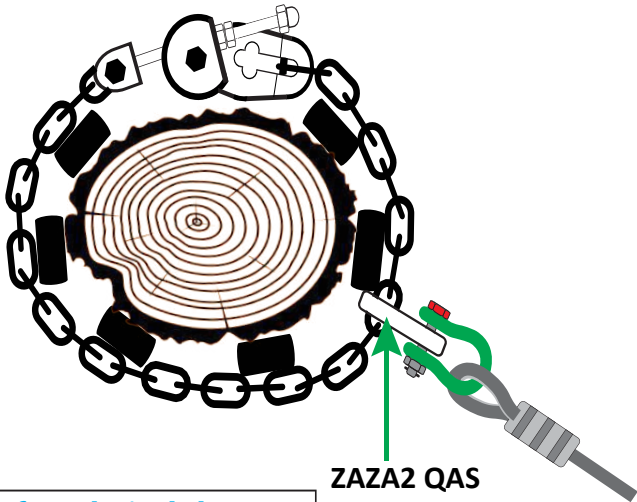
Ajustment to the growth of the tree
Ajustement à la croissance de l'arbre



Soft chain tensioning
Tension de chaîne modérée

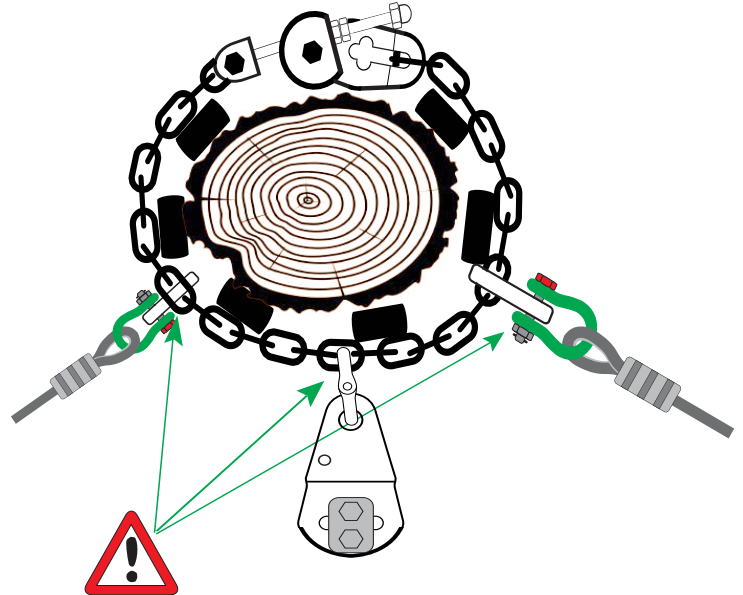
Opération 3

CONNECTION ON THE CHAIN CONNECTION SUR LA CHAÎNE



ZAZA2 QAS

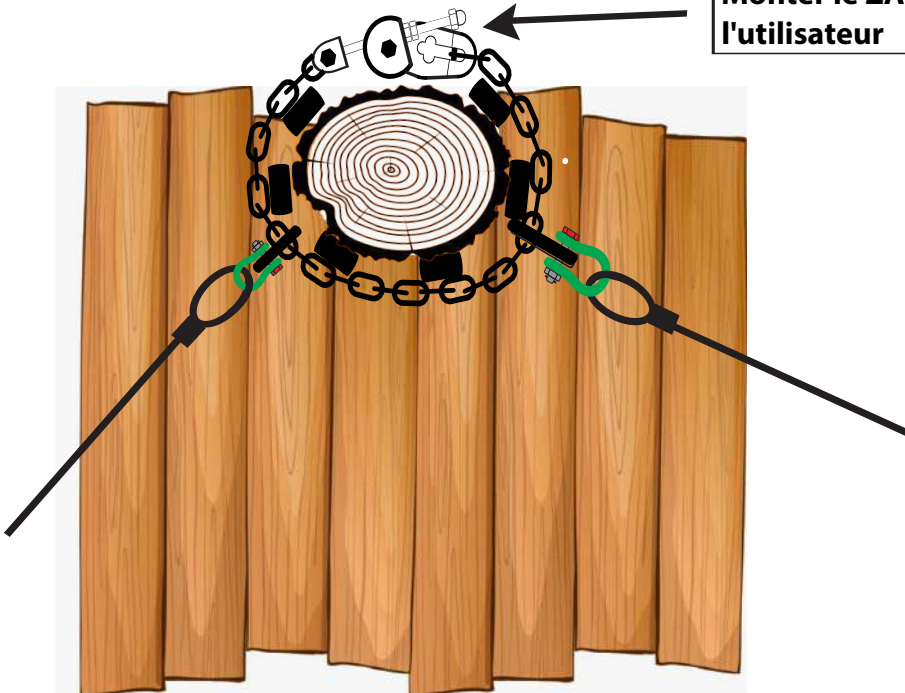
cf. technical sheet
of the manufacturer
cf. notice technique
du fabricant

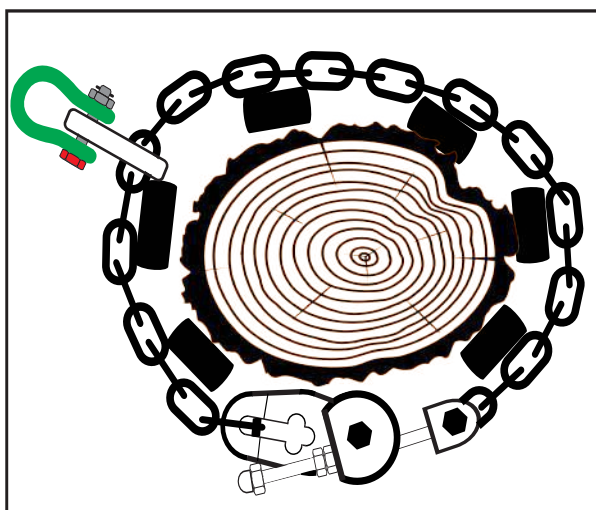


MULTIPLE CONNECTIONS → SUM OF THE TENSION = MAX 28 kN
CONNECTIONS MULTIPLES → SOMME DES TENSIONS = 28kN MAX

ADVICE / CONSEIL

Mount the ZAZA2 CT 10 out of reach user
Monter le ZAZA2 CT 10 hors de portée de l'utilisateur





ZAZA2 CT13

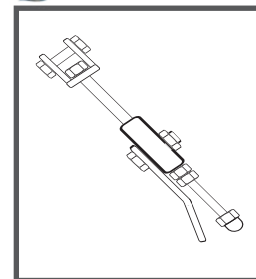
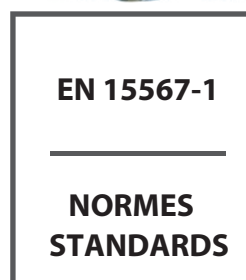
CHAIN TENSIONER TENDEUR DE CHAINE



SOLD WITHOUT CHAIN
VENDU SANS CHAINE

ADVANTAGES / AVANTAGES


- Easy to install / Facile à installer
- Adaptable to the growth of the tree
Adaptable à la croissance de l'arbre



length of the chain = (perimeter of the tree + wooden wedges+20Cm) MINIMUM
Longueur de chaine = (périmètre ARBRE + CALES+20Cm) MINIMUM



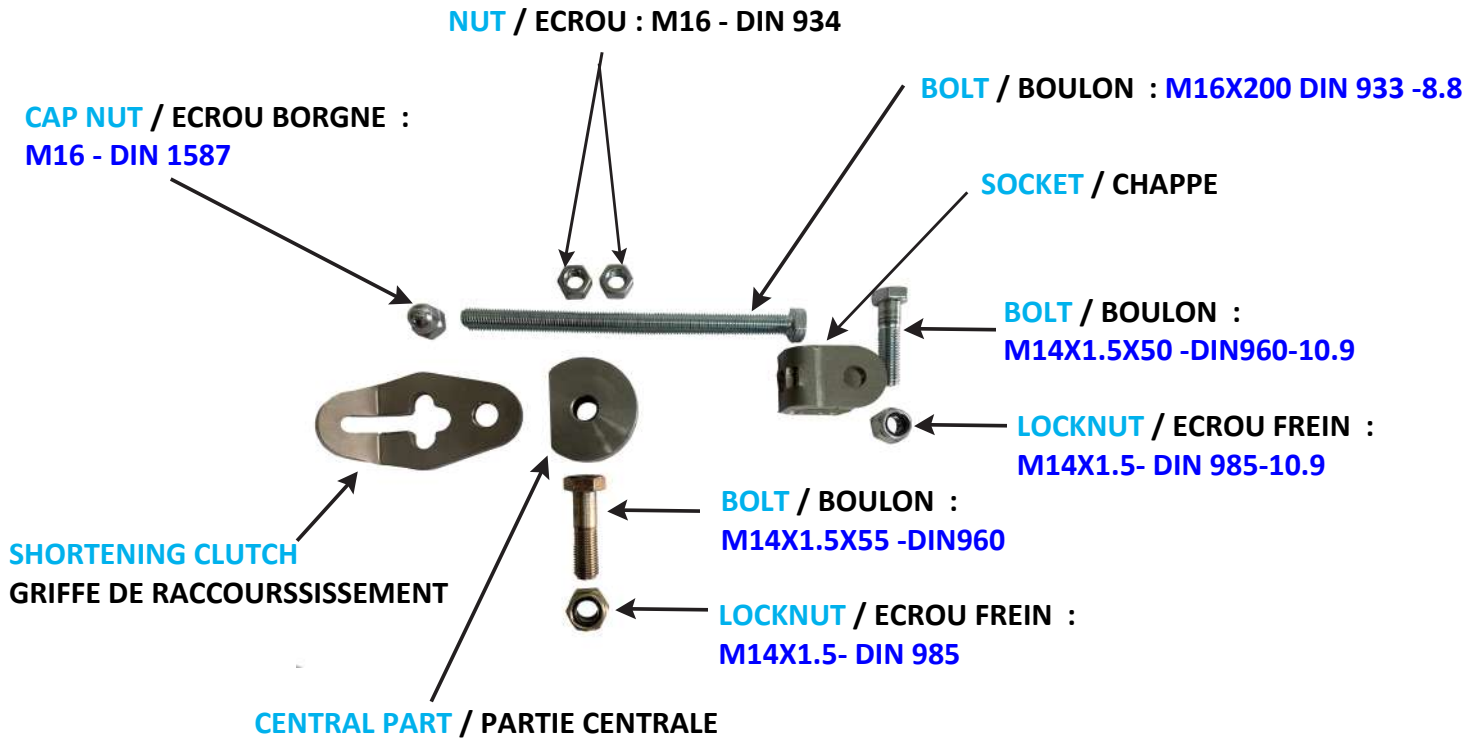
Provide a Backup
Prévoir un Backup



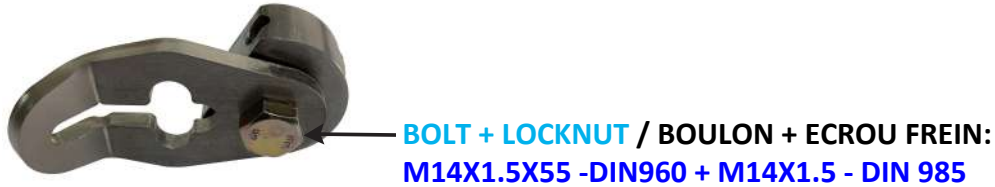
Remove any deformed, worn or cracked Parts from service
Mettre hors service toute pièces déformées, usées ou fissurées

Opération 1

ASSEMBLY / ASSEMBLAGE



1 CENTRAL PART & SHORTENING CLUTCH ASSEMBLY ASSEMBLAGE DE LA PARTIE CENTRALE ET LA GRIFFE DE RACCOURSSISEMENT



2 SOCKET, CHAIN & BOLT ASSEMBLY / ASSEMBLAGE DE LA CHAPPE + CHAINE



3 FINAL ASSEMBLY / ASSEMBLAGE FINAL

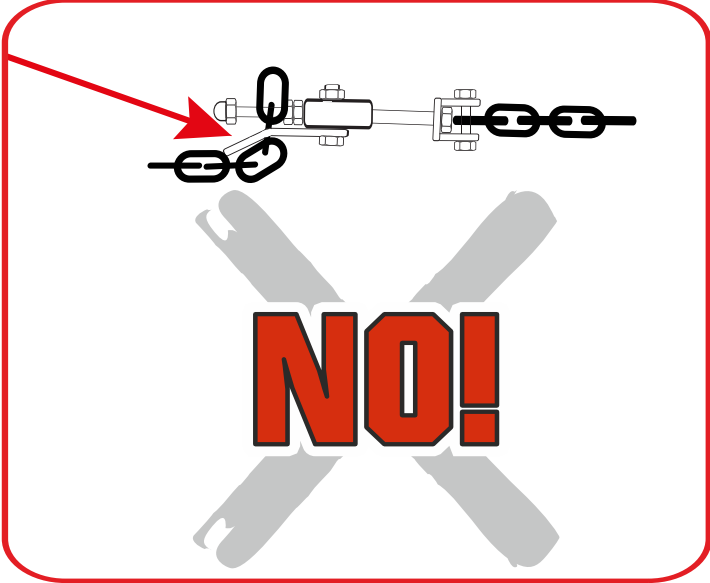
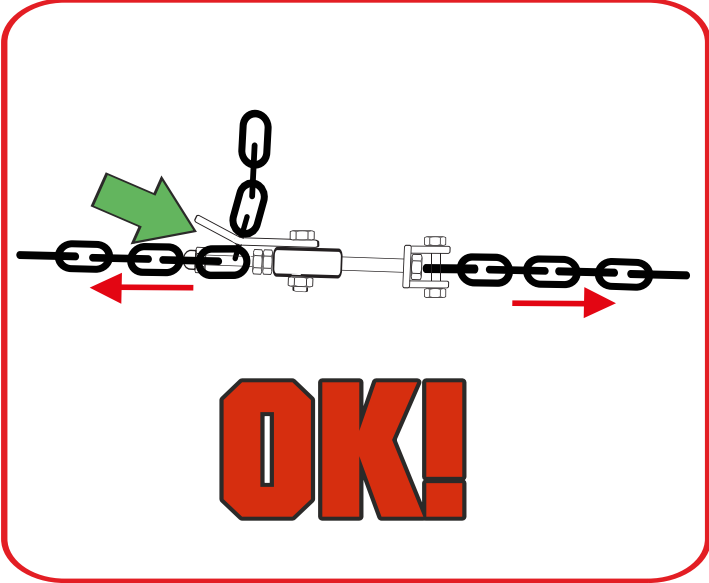


Opération 2

RECOMMANDATION OF ASSEMBLY



Check the good positioning of the chain / Vérifier le bon positionnement de la chaîne



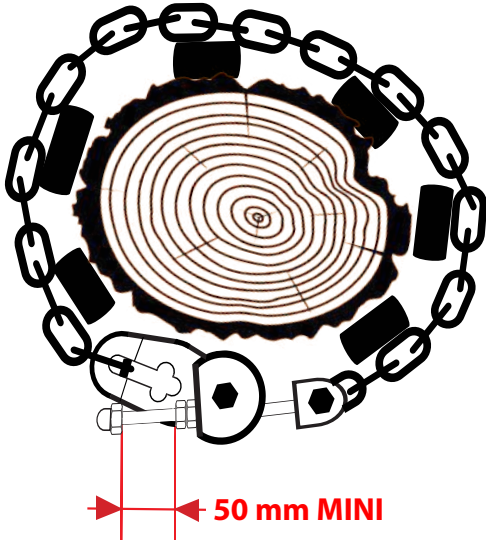
The chain must pull in the same line of the bolt
La chaîne doit tirer dans l'axe du boulon

STANDARDS OF ASSEMBLY
NORMES DE MONTAGE

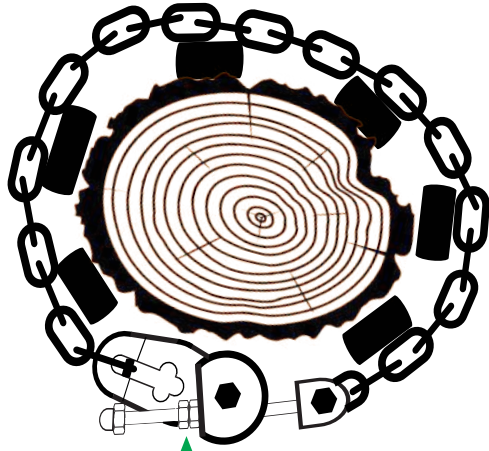


EN 15567-1
EN 13411-1/7
STANDARDS - ACCT

Adjustments / Réglages



Adjustment to the growth of the tree
Ajustement à la croissance de l'arbre



Soft chain tensioning
Tension de chaîne modérée

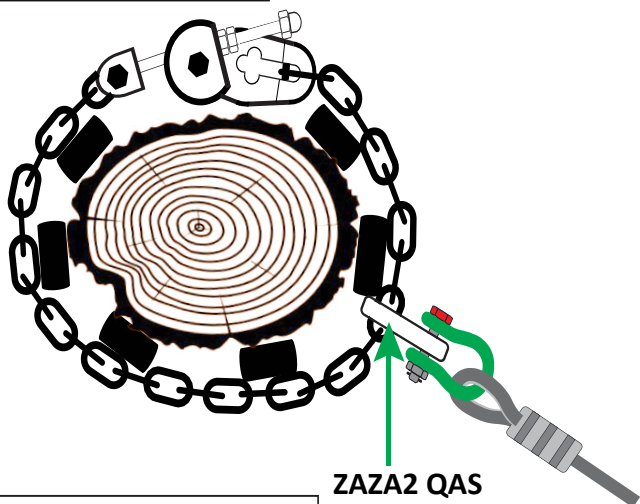
Opération 3

CONNECTION ON THE CHAIN CONNECTION SUR LA CHAÎNE

STANDARDS OF ASSEMBLY NORMES DE MONTAGE



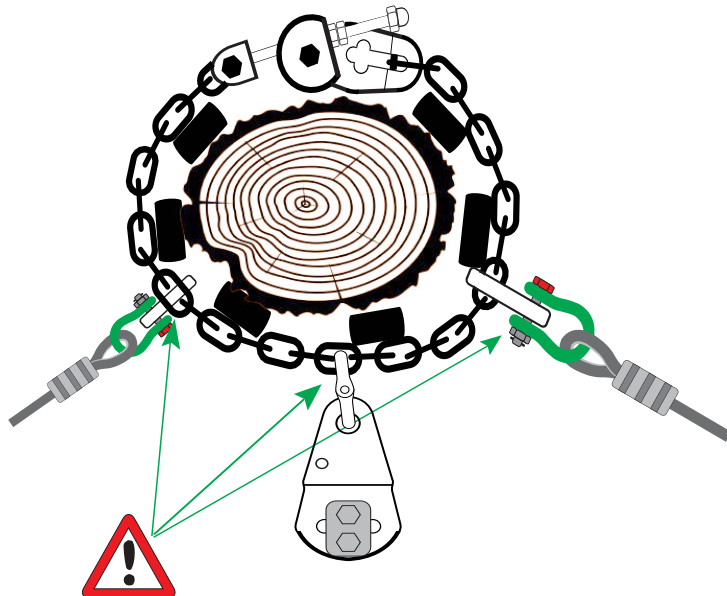
EN 15567-1
EN 13411-1/7
STANDARDS - ACCT



ZAZA2 QAS



cf. technical sheet
of the manufacturer
cf. notice technique
du fabricant



MULTIPLE CONNECTIONS → SUM OF THE TENSION = MAX 40 kN
CONNECTIONS MULTIPLES → SOMME DES TENSIONS = 40kN MAX

ADVICE / CONSEIL

Mount the ZAZA2 CT 13 out of reach user
Monter le ZAZA2 CT 13 hors de portée de l'utilisateur

